



Model : RSL 650

AN ISO 9001-2008 COMPANY

SINGLE POINT TWO HOLE LOAD CELL



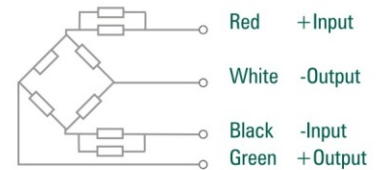
Features

- * Single Point Off-centre Load Measuring Capability.
- * Economical and Low Profile Cell.
- * Aluminum-alloy, Colorless anodized,
- * Glue sealed.
- * Also Available in Stainless Steel

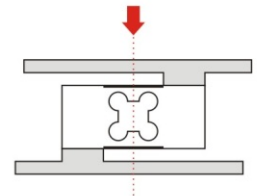
Applications

- * Bench, Counting & Postal Scales.
 - * Check Weighers.
- (Recommended platform size : 400X400mm)

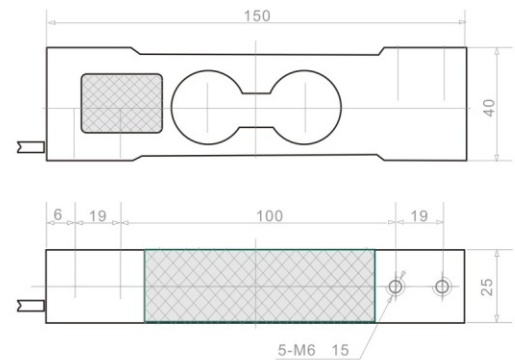
Wiring Schematic Diagram :



Load Diagram :



Dimensions :



Parameters :

Rated Load (kg.) 5, 10, 20, 50, 100, 200			
Precision	C2 / C3	Insulation Resistance(MΩ)	≥5000(50VDC)
Composition Error	0.03 /0.02	Excitation Voltage (V)	5~15 (DC)
Rated Output (mv/v)	2±0.1	Compensated temp. Range (°C)	-10~+40
Non-Linearity (%FS)	0.03 /0.017	Use Temp. Range	-35~+65 °C
Hysteresis (%FS)	0.03 /0.02	Temp. Effect on Zero (%FS/10°C)	0.03/0.017
Repeatability(%FS)	0.01	Temp. Effect on Span (%FS/10°C)	0.03/0.017
Creep (%F.S/30min)	0.02	Safe Overload (%FS)	120
Zero Balance(%FS)	±2	Ultimate Overload (%FS)	150
Input Resistance (Ω)	400±10	Defend Grade	IP67
Output Resistance (Ω)	350± 2	Cable	4mm, 3mtr.

