

RSL 60048

Construction Machinery Load Cell



Product Description

Our organization has gained expertise in manufacturing a quality assured load cell including its newly launched model RSL-60048. This model is popular as construction machinery load cell. It can be used in weighting platforms also for high precision application. This load cell is specially made for dynamic load measurement. The offered load cells are manufactured under the expert supervision of our professionals using supreme quality raw material at our vendors' end. We also provide load cell in various capacities and specifications given by our buyers.

Applications

- * Belt conveyor scales
- * Bench and counting scale
- * Check weighing scales
- * Hooper scales & net weighing
- * Batching plant
- * Construction Machinery

Key Features

- * Constructed of tool steel for harsh application.
- * Moment-compensated design for minimal sensitivity to moments induced by off-center loading.
- * Provides optimum protection under adverse loading condition.

Optional :

- * Digital Load cell
- * Stainless steel structure



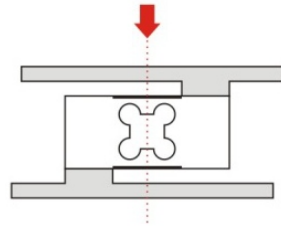
RSL 60048

Construction Machinery Load Cell

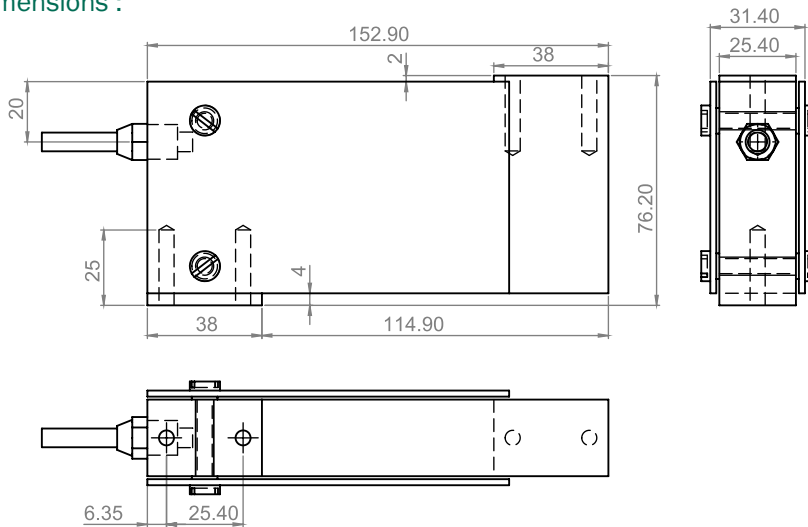
RUDRRA SENSOR

The load cell Technology

Load Application Layout :

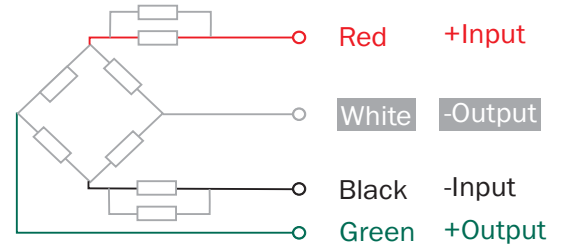


Dimensions :



* All dimension are in mm

Cable Connection Details :



Parameters : (Analog Load Cell)

Related Load (kg.) 22.5,45,90			
Precision	C3	Insulation Resistance(MΩ)	≥ 20000(10VDC)
Composition Error	0.02	Excitation Voltage (V)	5~12 (DC)
Rated Output (mv/v)	2.00 ± 2%	Compensated temp. Range (°C)	-10~+40
Non-Linearity (%FS)	0.017	Use Temp. Range (°C)	-35~+65 °C
Hysteresis (%FS)	0.02	Temp. Effect on Zero (%FS/10 °C)	0.0017
Repeatability (%FS)	0.01	Temp. Effect on Span (%FS/10 °C)	0.0014
Creep (%FS/30min)	0.02	Safe Overload (%FS)	120
Zero Balance (%FS)	± 2	Ultimate Overload (%FS)	150
Input Resistance (Ω)	395 ± 5	Defend Grade	IP67
Output Resistance (Ω)	350 ± 5	Cable	6mm, 5.0mtr

